



Split second launch

Penalty and Bonus start

Multiple Task Contests

Start and Landing A

Find out what F5K is a

F5K - 2021




www.F5K.nl
www.thermal-soaring.com
Brian van der Gouw, 19-6-2021



F5K events 2021

- F5K Treffen Losser 25-4-2021 (ipv NK wedstrijd)
- F5K Treffen Riemolen 19-6-2021 (ipv NK F5K Reuver 2021)
- NK F5K reserve 2021 – 25 of 26 september
- NK F5K Dalfsen 2021 – 2 of 3 oktober
- NK F5K reserve 2021 – 9 of 10 oktober



F5K Treffen Rietmolen - NLH and weather

ZATERDAG, JUN 19

02h	05h	08h	11h	14h	17h	20h	23h
↗	↗	↗	↗	↗	↗	↘	↗
4	5	6	7	6	4	5	6
11	12	10	9	7	5	5	10
☾	☁	☁	☁☀	☁	☁	☀	☁
19	18	19	21	22	23	20	15
1008	1008	1010	1011	1011	1011	1010	1009




Nominal Launch Height = 70 meter

Altis settings:

Altitude : 60 mtr

Motor time : 7 seconds



Podium F5K Treffen Rietmolen



Podium:

1. Ulrich Freitag – Sniper 2
2. Edwin de Smit – Falcon
3. Fons Kremer – Fury

F5K Treffen Rietmolen– Overall report

F5K Treffen Rietmolen - Overall Results

[Rietmolen 19-6-2021]

www.GliderScore.com

Rank	Name	Score	Pcnt	Raw Score	Rnd1	Rnd2	Rnd3	Rnd4	Rnd5
					1, 2, 3, 4	L1 5max in 7m	AllUp 4:00*3	3, 3, 4	Poker 3 in 10m
1	FREITAG, Ulrich	4872	100,00	4872	935	1000	937	1000	1000
				<i>Time</i>	9:07	5:00	10:20	8:17	6:00
				<i>Flights#</i>	3:37 3:04 1:03 1:23	5:00 1	4:00 4:00 2:20	2:31 4:00 1:46	2:00 4:00 0:00
				<i>Heights</i>	70 72 42 49	70	69 72 55	70 74 54	69 75 0
				<i>LndgOut</i>	y n n n	n	n n n	n n y	n n n
2	DE SMIT, Edwin	4703	96,53	4703	756	947	1000	1000	1000
				<i>Time</i>	5:58	5:00	11:02	8:39	6:30
				<i>Flights#</i>	1:00 1:24 1:19 2:15	5:00 1	4:00 4:00 3:02	3:05 2:54 2:40	2:30 4:00 0:00
				<i>Heights</i>	35 50 54 69	82	67 70 61	65 63 64	69 69 0
				<i>LndgOut</i>	n y n y	n	n n n	n n n	n n n
3	KREMER, Fons	4364	89,57	4364	835	990	926	892	721
				<i>Time</i>	8:01	5:00	10:46	7:32	6:00
				<i>Flights#</i>	1:52 1:49 1:52 2:28	5:00 1	3:55 3:59 2:52	2:53 3:13 1:26	3:00 3:00 0:00
				<i>Heights</i>	66 73 71 64	73	72 63 68	67 74 53	67 61 0
				<i>LndgOut</i>	n y n y	n	y y y	y y n	y y n
4	VAN DER GOUW, Brian	4264	87,52	4264	1000	778	912	966	608
				<i>Time</i>	9:42	3:03	10:26	8:48	5:15
				<i>Flights#</i>	0:29 2:02 3:03 4:08	3:03 3	3:59 3:59 2:28	4:07 2:51 1:50	1:45 3:30 0:00
				<i>Heights</i>	30 58 73 71	72	69 73 74	72 68 70	69 72 0
				<i>LndgOut</i>	n n n n	n	y n n	n n y	n n n
5	NEERINGS, Mike	3862	79,27	3862	792	1000	767	854	449
				<i>Time</i>	8:12	3:40	9:05	7:33	3:00
				<i>Flights#</i>	4:10 3:05 0:25 0:32	3:40 1	4:00 2:02 3:03	1:47 3:44 2:02	3:00 0:00 0:00
				<i>Heights</i>	62 68 48 60	73	82 68 65	66 82 69	78 0 0
				<i>LndgOut</i>	y y y n	y	n y y	y y n	n n n

Detailed round scores are published online:

<http://www.gliderscore.com/OnLineScores.aspx>



F5K Treffen Rietmolen– Overall report

6	DE JONG, Rasmus	3675	75,43	3675	840	679	835	819	502
				<i>Time</i>	6:54	2:39	6:53	7:16	1:00
				<i>Flights/#</i>	1:05 2:12	2:39 2	2:24 2:24	4:08 1:18	1:00 0:00
					1:09 2:28		2:05	1:50	0:00
				<i>Heights</i>	59 65 57 66	67	75 72 66	65 60 56	34 0 0
				<i>LndgOut</i>	y n n n	y	y n y	n n y	n n n
7	STEENS, Roger	3373	69,23	3373	938	943	831	661	0
				<i>Time</i>	9:18	5:00	6:57	6:04	0
				<i>Flights/#</i>	1:15 1:56	5:00 1	2:16 2:40	1:02 2:01	0 0
					2:12 3:55		2:01	3:01	0
				<i>Heights</i>	52 55 53 57	77	74 66 68	67 65 68	0 0 0
				<i>LndgOut</i>	y n y n	y	y y y	y y n	n n n
8	DIEVELAAR, Herman	3361	68,99	3361	934	305	1000	866	256
				<i>Time</i>	8:45	1:41	7:44	7:52	2:00
				<i>Flights/#</i>	0:42 2:00	1:41 2	2:45 2:56	4:00 2:35	2:00 0:00
					2:04 3:59		2:03	1:17	0:00
				<i>Heights</i>	32 68 60 66	49	76 66 61	69 73 55	65 0 0
				<i>LndgOut</i>	n n n n	y	n n n	n y y	n n n
9	NIEUWENHUIJSEN, Hen	3197	65,62	3197	429	986	743	461	578
				<i>Time</i>	3:05	3:48	6:30	3:51	5:00
				<i>Flights/#</i>	0:21 0:59	3:48 2	2:02 2:45	0:17 1:41	2:00 3:00
					0:09 1:36		1:43	1:53	0:00
				<i>Heights</i>	21 51 14 75	74	83 84 74	11 79 75	63 74 0
				<i>LndgOut</i>	y y y n	y	n n n	y y n	n n n

Rank	Name	Score	Pcnt	Raw Score	Rnd1	Rnd2	Rnd3	Rnd4	Rnd5
					1, 2, 3, 4	L1 5max in 7m	AllUp 4:00*3	3, 3, 4	Poker 3 in 10m
10	VAN DER ZWAAN, Norb	3145	64,55	3145	1000	415	820	826	84
				<i>Time</i>	9:22	1:46	6:42	6:52	1:00
				<i>Flights/#</i>	1:41 2:18	1:46 3	2:43 2:10	2:17 2:58	1:00 0:00
					2:08 3:15		1:49	1:37	0:00
				<i>Heights</i>	67 61 67 62	50	78 62 64	68 68 67	69 0 0
				<i>LndgOut</i>	y y y n	y	y y n	n y n	n n n



F5K Treffen Rietmolen– Compact overall report

F5K Treffen Rietmolen - Overall Results

[Rietmolen 19-6-2021]

www.GliderScore.com

Rank	Name	Score	Pcnt	Raw Score	Rnd1	Rnd2	Rnd3	Rnd4	Rnd5
					1, 2, 3, 4	L1 5max in 7m	AllUp 4:00*3	3, 3, 4	Poker 3 in 10m
1	FREITAG, Ulrich	4872	100,00	4872	935	1000	937	1000	1000
2	DE SMIT, Edwin	4703	96,53	4703	756	947	1000	1000	1000
3	KREMER, Fons	4364	89,57	4364	835	990	926	892	721
4	VAN DER GOUW, Brian	4264	87,52	4264	1000	778	912	966	608
5	NEERINGS, Mike	3862	79,27	3862	792	1000	767	854	449
6	DE JONG, Rasmus	3675	75,43	3675	840	679	835	819	502
7	STEENS, Roger	3373	69,23	3373	938	943	831	661	0
8	DIEVELAAR, Herman	3361	68,99	3361	934	305	1000	866	256
9	NIEUWENHUIJSEN, Hen	3197	65,62	3197	429	986	743	461	578
10	VAN DER ZWAAN, Norb	3145	64,55	3145	1000	415	820	826	84

F5K Treffen Rietmolen– Position report

F5K Treffen Rietmolen - Position Report

[Rietmolen 19-6-2021]

www.GliderScore.com

Rank	Name	Rnd1	Rnd2	Rnd3	Rnd4	Rnd5
		1, 2, 3, 4	L1 5max in 7m	AllUp 4:00*3	3, 3, 4	Poker 3 in 10m
	FREITAG, Ulrich	4	1	1	1	1
	DE SMIT, Edwin	9	6	4	2	2
	KREMER, Fons	7	3	2	4	3
	VAN DER GOUW, Brian	=1	5	5	3	4
	NEERINGS, Mike	8	4	6	5	5
	DE JONG, Rasmus	6	7	7	7	6
	STEENS, Roger	3	2	3	6	7
	DIEVELAAR, Herman	5	10	8	8	8
	NIEUWENHUIJSEN, Hen	10	=8	10	10	9
	VAN DER ZWAAN, Norb	=1	=8	9	9	10



F5K Treffen Rietmolen– Landing in Pilot Area report

F5K Treffen Rietmolen - Land Out of Pilot Area (Penalty)

[Rietmolen 19-6-2021]

www.GliderScore.com

[Pilots with zero total normalised scores are excluded from this report]

Rank	Name	Total Pity	Pcnt	Rnd1	Rnd2	Rnd3	Rnd4	Rnd5
				Pity	Pity	Pity	Pity	Pity
1	van der Gouw, Brian	-20	100,00	0	0	-10	-10	0
2	Freitag, Ulrich	-20	100,00	-10	0	0	-10	0
3	de Smit, Edwin	-20	100,00	-20	0	0	0	0
4	Dievelaar, Herman	-30	150,00	0	-10	0	-20	0
5	de Jong, Rasmus	-50	250,00	-10	-10	-20	-10	0
6	Nieuwenhuijsen, Henk	-60	300,00	-30	-10	0	-20	0
7	van der Zwaan, Norbert	-70	350,00	-30	-10	-20	-10	0
8	Neerings, Mike	-80	400,00	-30	-10	-20	-20	0
9	Steens, Roger	-80	400,00	-20	-10	-30	-20	0
10	Kremer, Fons	-90	450,00	-20	0	-30	-20	-20



F5K Treffen Rietmolen– Launch Bonus / Penalty report

F5K Treffen Rietmolen - Height Points

[Rietmolen 19-6-2021]

www.GliderScore.com [Pilots with zero total normalised scores are excluded from this report]

Rank	Name	Total Height Points	Pcnt	Rnd1	Rnd2	Rnd3	Rnd4	Rnd5
				Height Points	Height Points	Height Points	Height Points	Height Points
1	de Jong, Rasmus	81,5	100,00	16,5	1,5	-5,0	14,5	54,0
2	Dievelaar, Herman	45,5	55,83	27,0	10,5	0,5	5,0	2,5
3	de Smit, Edwin	36,0	44,17	36,0	-16,0	6,0	9,0	1,0
4	Freitag, Ulrich	28,5	34,97	22,5	0,0	6,0	4,0	-4,0
5	Steens, Roger	28,5	34,97	31,5	-7,0	-1,0	5,0	0,0
6	van der Zwaan, Norbert	24,5	30,06	11,5	10,0	-1,0	3,5	0,5
7	Nieuwenhuijsen, Henk	23,0	28,22	57,0	-4,0	-45,0	15,5	-0,5
8	Kremer, Fons	12,5	15,34	1,0	-3,0	2,5	6,0	6,0
9	van der Gouw, Brian	11,0	13,50	22,0	-2,0	-6,5	-1,0	-1,5
10	Neerings, Mike	-16,0	-19,63	21,0	-3,0	-12,5	-13,5	-8,0



Podium F5K Treffen Losser



Podium:

1. Brian van der Gouw – Fury
2. Jeroen Kole – Snipe 2
3. Adrie van Brouwershaven – Snipe 2

F5K Treffen Losser 25-4-2021

F5K Treffen Losser - Overall Results


[Losser 25-4-2021]

www.GliderScore.com

Rank	Name	Team	Score	Pcnt	Raw Score	Rnd1	Rnd2	Rnd3	Rnd4	Rnd5	Rnd6	Rnd7
						1, 2, 3, 4	L1 5max In 7m	AllUp 4:00*3	3, 3, 4	Poker 3 In 10m	AllUp 4:00*3	L1 5max In 7m
1	VAN DER GOUW, Brian	0	6941	100,00	6941	941	1000	1000	1000	1000	1000	1000
						Time 9:41	3:17	7:51	9:41	9:45	12:00	3:47
						Flights# 4:05 2:04	3:17 3	3:06 0:59	2:26 3:07	2:00 7:45	4:00 4:00	3:47 1
						Heights 72 56 63 34	71	73 52 68	73 78 72	81 72 0	69 66 73	73
						LdgOut n n y n	n	n n n	n n y	n y n	n y n	n
2	KOLE, Jeroen	0	6859	98,82	6859	1000	1000	954	1000	1000	1000	905
						Time 9:53	3:32	8:52	9:18	8:25	11:23	5:00
						Flights# 0:55 1:58	3:32 3	2:15 4:00	2:13 4:02	1:20 1:30	4:00 4:00	5:00 1
						Heights 73 62 38 40	59	73 75 59	53 73 68	70 64 69	75 84 67	75
						LdgOut n n n n	n	n n n	y n n	n n n	n n y	n
3	VAN BROUWERSHAVE	0	6770	97,54	6770	1000	936	1000	902	932	1000	1000
						Time 9:40	5:00	8:52	8:58	9:30	10:35	5:00
						Flights# 2:00 1:19	5:00 1	2:12 4:00	1:51 4:00	1:00 7:00	3:59 2:36	5:00 1
						Heights 3:59 2:22	71	69 68 67	67 80 65	70 82 62	75 67 67	62
						LdgOut n n n y	n	n n n	n y n	n y n	n n n	n
4	BEERENDONK, Jorn	0	6444	92,84	6444	1000	944	974	916	949	904	757
						Time 9:49	2:58	8:15	8:46	9:22	10:18	3:18
						Flights# 4:02 3:00	2:58 3	3:59 2:59	2:40 4:01	1:45 2:00	4:00 2:18	3:18 1
						Heights 1:59 0:48	65	75 58 8	49 67 67	80 66 85	69 78 76	80
						LdgOut 60 49 56 29	n	n n n	n n n	n n n	n n n	n
5	DIEVELAAR, Herman	0	5665	81,62	5665	798	935	966	929	551	620	866
						Time 8:26	3:20	8:41	9:38	5:00	8:23	5:00
						Flights# 2:07 1:02	3:20 3	3:59 2:32	4:01 3:02	2:00 3:00	2:53 1:30	5:00 1
						Heights 4:15 1:02	60	77 76 76	69 68 74	67 65 0	80 77 60	80
						LdgOut 72 75 78 48	n	n n n	n y n	n y n	n y n	n
6	NEERINGS, Mike	0	5305	76,43	5305	852	530	883	1000	508	532	1000
						Time 9:16	2:08	7:05	9:39	6:20	6:10	5:00
						Flights# 2:11 2:52	2:08 3	2:10 1:23	3:16 4:00	3:00 3:20	1:02 2:04	5:00 1
						Heights 3:13 1:00	52	67 67 67	60 59 59	80 77 0	60 64 76	57
						LdgOut 65 74 68 29	y	n n y	n n y	n y n	n y n	n
7	KREMER, Fons	0	5189	74,76	5189	728	483	1000	747	1000	432	799
						Time 7:06	2:45	7:49	7:06	7:30	4:41	2:49
						Flights# 3:29 2:04	2:45 3	4:00 1:22	2:34 3:06	1:30 2:00	1:14 2:06	2:49 1
						Heights 0:49 0:44	56	60 60 52	67 55 60	47 52 56	56 71 51	49
						LdgOut 56 55 47 33	n	y y y	n n n	n y y	y y n	y
8	DE JONG, Rasmus	0	5107	73,58	5107	796	877	792	615	138	993	896
						Time 7:30	2:51	7:11	5:35	1:30	10:16	5:00
						Flights# 1:57 2:58	2:51 3	3:37 2:01	1:26 2:09	1:30 0:00	4:00 2:16	5:00 1
						Heights 0:52 1:43	69	73 73 72	73 69 69	63 0 0	69 65 70	76
						LdgOut 69 71 34 66	n	y y n	n n n	n n n	n n n	n
9	RUKKERS, Erik	0	4602	66,30	4602	919	1000	695	960	198	830	0
						Time 9:25	5:00	5:08	7:46	2:00	8:07	0
						Flights# 1:00 1:30	5:00 1	1:47 1:15	3:51 1:50	2:00 0:00	1:13 4:00	0
						Heights 3:00 3:55	51	58 54 44	51 63 51	42 0 0	57 51 55	0
						LdgOut 56 49 42 61	n	y n n	n y n	y n n	n n y	0

NLH = 60 meter

Motor time = 7 seconds



F5K Treffen Losser - Overall Results

[Losser 25-4-2021]

www.GliderScore.com

Rank	Name	Team	Score	Pcnt	Raw Score	Rnd1	Rnd2	Rnd3	Rnd4	Rnd5	Rnd6	Rnd7
						1, 2, 3, 4	L1 5max In 7m	AllUp 4:00*3	3, 3, 4	Poker 3 In 10m	AllUp 4:00*3	L1 5max In 7m
10	NIEUWENHUIJSEN, Hen	0	4143	59,69	4143	698	444	605	597	291	632	876
						Time 8:43	1:47	5:16	5:52	4:00	7:12	5:00
						Flights# 1:02 2:25	1:47 3	4:00 1:14	2:26 1:36	4:00 0:00	1:24 3:55	5:00 1
						Heights 3:51 1:25	71	78 60 70	69 66 72	84 0 0	69 78 67	79
						LdgOut 71 73 73 72	n	n n n	n n y	n y n	n y n	n
=11	VAN DER ZWAAN, Norb	0	0	0,00	0	0	0	0	0	0	0	0
						Time 0	0	0	0	0	0	0
						Flights# 0	0	0	0	0	0	0
						Heights 0	0	0	0	0	0	0
						LdgOut 0	0	0	0	0	0	0
=11	RIESEWIJK, Richard	0	0	0,00	0	0	0	0	0	0	0	0
						Time 0	0	0	0	0	0	0
						Flights# 0	0	0	0	0	0	0
						Heights 0	0	0	0	0	0	0
						LdgOut 0	0	0	0	0	0	0

F5K Treffen Losser 25-4-2021

F5K Treffen Losser - Position Report

[Losser 25-4-2021]

www.GliderScore.com

Rank	Name	Team	Rnd1	Rnd2	Rnd3	Rnd4	Rnd5	Rnd6	Rnd7
			1, 2, 3, 4	L1 5max In 7m	AllUp 4:00*3	3, 3, 4	Poker 3 In 10m	AllUp 4:00*3	L1 5max In 7m
	VAN DER GOUW, Brian	0	4	3	2	2	2	2	1
	KOLE, Jeroen	0	=1	1	1	1	1	1	2
	VAN BROUWERSHAVE	0	=1	4	3	3	4	3	3
	BEERENDONK, Jorn	0	=1	2	4	4	3	4	4
	DIEVELAAR, Herman	0	7	6	5	5	5	5	5
	NEERINGS, Mike	0	6	8	8	7	7	8	6
	KREMER, Fons	0	9	9	9	9	6	7	7
	DE JONG, Rasmus	0	8	7	7	8	9	9	8
	RUKKERS, Erik	0	5	5	6	6	8	6	9
	NIEUWENHUIJSEN, Hen	0	10	10	10	10	10	10	10
	VAN DER ZWAAN, Norb	0	=11	=11	=11	=11	=11	=11	=11
	RIESEWIJK, Richard	0	=11	=11	=11	=11	=11	=11	=11

F5K Treffen Losser - Land Out of Pilot Area (Penalty)

[Losser 25-4-2021]

www.GliderScore.com [Pilots with zero total normalised scores are excluded from this report]

Rank	Name	Team	Total Pity	Pcnt	Rnd1	Rnd2	Rnd3	Rnd4	Rnd5	Rnd6	Rnd7
					Pity	Pity	Pity	Pity	Pity	Pity	
1	Beerendonk, Jom	0	0	0,00	0	0	0	0	0	0	0
2	Kole, Jeroen	0	-20	0,00	0	0	0	-10	0	-10	0
3	van Brouwershaven, Adrie	0	-30	0,00	-10	0	0	-10	-10	0	0
4	Dievelaar, Herman	0	-30	0,00	0	0	0	-10	-10	-10	0
5	van der Gouw, Brian	0	-40	0,00	-10	0	0	-10	-10	-10	0
6	de Jong, Rasmus	0	-40	0,00	-20	0	-20	0	0	0	0
7	Nieuwenhuijsen, Henk	0	-50	0,00	-20	0	0	-10	-10	-10	0
8	Rukkens, Erik	0	-60	0,00	-20	0	-10	-10	-10	-10	0
9	Neerings, Mike	0	-80	0,00	-20	-10	-10	0	-20	-20	0
10	Kremer, Fons	0	-100	0,00	-20	0	-30	0	-20	-20	-10

F5K Treffen Losser - Height Points

[Losser 25-4-2021]

www.GliderScore.com [Pilots with zero total normalised scores are excluded from this report]

Rank	Name	Team	Total Height Points	Pcnt	Rnd1	Rnd2	Rnd3	Rnd4	Rnd5	Rnd6	Rnd7
					Height Points	Height Points	Height Points	Height Points	Height Points	Height Points	
1	Rukkens, Erik	0	55,5	100,00	15,5	4,5	12,0	6,0	9,0	8,5	0,0
2	Kremer, Fons	0	35,5	63,96	24,5	2,0	4,0	-4,5	12,5	-8,5	5,5
3	Neerings, Mike	0	-145,0	261,26	-21,5	4,0	-21,0	1,0	-75,0	-34,0	1,5
4	de Jong, Rasmus	0	-184,0	331,53	-17,0	-9,0	-60,0	-39,0	-3,0	-26,0	-30,0
5	Kole, Jeroen	0	-214,5	386,49	-2,0	0,5	-47,5	-25,5	-25,0	-88,0	-27,0
6	Beerendonk, Jom	0	-218,5	393,69	23,0	-5,0	0,0	-8,5	-105,0	-81,0	-42,0
7	van Brouwershaven, Adrie	0	-230,0	414,41	-32,0	-15,0	-24,0	-54,0	-62,0	-41,0	-2,0
8	van der Gouw, Brian	0	-241,0	434,23	-6,0	-15,0	-25,0	-75,0	-63,0	-36,0	-21,0
9	Nieuwenhuijsen, Henk	0	-316,0	569,37	-75,0	-15,0	-48,0	-33,0	-54,0	-52,0	-39,0
10	Dievelaar, Herman	0	-338,0	609,01	-75,0	0,0	-93,0	-41,0	-12,0	-75,0	-42,0

